




Adaptive Trykes for Amazing People!



# 2023 AMTRYKE CATALOGUE



**EARLY  
INTERVENTION**

**VETERANS & OTHER ADULTS**



# THE AMTRYKE ADAPTIVE TRICYCLE PROGRAM

The Amtryke Adaptive Tricycle Program is about abilities, not disabilities. Our goal is to provide people who would benefit from our trykes with all the classic benefits of riding a bike: mobility, strength, exercise, coordination, interaction with family and friends, and just pure fun!

Amtryke makes foot trykes, hand trykes, and hand & foot trykes in a wide range of sizes—all at a low cost. Nearly every rider can be successful, no matter their diagnosis, through our full line of highly adjustable trykes and myriad of adaptive accessories.

For **physical therapist or occupational therapist clinicians** the Amtryke will provide an age appropriate, safe, dynamic modality for improving balance, coordination, and strength. It's so fun, your clients won't even know they're receiving therapy! Using the tryke at home or during therapy often builds endurance and self-confidence. It also provides another form of self-mobility for those who use assistive devices such as a wheelchair, crutches or walker. Our highly adjustable trykes and wide range of accessories makes this unique tricycle a valuable addition to the repertoire of any clinic, medical therapy unit, or adaptive physical education program. Each tryke can be quickly and easily adjusted without tools to fit many riders.

For **parents**, the Amtryke fills the need of every child to have a bike—just like their siblings and friends. Many riders not previously considered capable of riding a bike will be successful riding an Amtryke. Our trykes are designed to look like bikes, not medical equipment, and to be age appropriate.

**National AMBUCS**, a 501c3 charitable organization and owner of Amtryke, has provided over 30,000 Amtrykes to riders across America. Local AMBUCS chapters work on the grassroots level to fundraise for those with financial need. Riders must be evaluated by a physical or occupational therapist to be eligible.

The **Amtryke Road Show** brings a trailer full of trykes and adaptive accessories to clinics and other groups interested in learning more. We generally do an in-service training for therapists, often followed by a Bike Day where we help therapists fit their clients to riding solutions. We don't charge for a Road Show visit, but be sure to get on our calendar early as dates fill up quickly!

**NEW:** Visit our website to learn about our Amtryke Evaluation & Fitting Training for Therapists!

Please contact us for more details at 1-800-838-1845.

## CHOOSE A TRYKE IN THREE STEPS:

To choose the tryke that will be the best fit for the rider, follow the steps below. The colors correspond to the chart to the right, and each section of the catalogue is color coded to make each step easy to identify.

### 1 PROPEL

Decide how the rider will propel the bike – by hand, foot or a combination of both. This choice should be based on the rider's ability and therapy goals.

**Hand & Foot trykes** improve coordination, strength and range of motion. Using all four extremities helps with weakness in any area, even general weakness, and can positively affect tone.

**Foot trykes** were developed in response to requests from therapists for a traditional tricycle for riders with special needs.

**Hand trykes** are designed for persons whose lower limbs lack function or those who need special therapy for the upper extremity.

### 2 MEASURE

Take measurements of the rider in inches.

**Arm Measurements (inches) Total Length:**

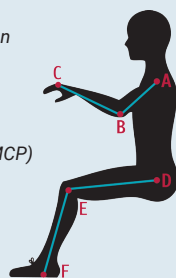
A to B + B to C = Right \_\_\_\_\_ Left \_\_\_\_\_

**Leg Measurements (inches) Total Length:**

D to E + E to F = Right \_\_\_\_\_ Left \_\_\_\_\_

**Trunk:** A to D \_\_\_\_\_

- A Center of shoulder  
*Just distal to the acromion*
- B Center of elbow  
*Lateral Epicondyle*
- C Center of digit crease  
*Metacarpal phalangeal (MCP) joints*
- D Center of hip  
*Greater trochanter*
- E Center of knee  
*Knee joint line*
- F Bottom of shoe  
*With whatever shoe/AFO rider will wear when riding*



### 3 TRYKE

Apply your answers to 1 & 2 to the chart to the right and you will end up with only one or two trykes to choose from. If the rider will fit on more than one tryke, ask yourself if they are likely to grow. If so, choose the larger tryke.

Please read tryke descriptions carefully. A rider may fit on a tryke that is not appropriate for their abilities.

We'd love to help! Let us know if you have a hard-to-fit rider and we can help make a recommendation.

For further fitting help, visit:  
<http://tiny.cc/amtryke>

# 2023 AMTRYKE SIZING CHART

**NOTE:** This chart supersedes all previous versions. There are significant changes.

PROPEL	MEASURE	TRYKE									
AMTRYKE TYPE How will the tryke be propelled?	RIDER LEG LENGTH Inches from center of hip to bottom of shoe	RIDER ARM LENGTH Inches from shoulder to center of digit crease	MODEL	RIDER WEIGHT (Pounds)	RIDER MAX HEIGHT (Inches)	TRYKE WEIGHT (Pounds)	WHEEL SIZE (Inches)	TRYKE HEIGHT (Inches)	TRYKE LENGTH (Inches)	TRYKE WIDTH (Inches)	
HAND & FOOT	15-21	13-17	AM-10	55	40	45	10	24	38	21	
	19-24	15-20	AM-12S	150	40	45	12	27	38	24	
	21-29	14-23	AM-12	150	47	45	12	36	60	32	
	24-36	18-27	AM-16	175	66	55	16	36	68	33	
FOOT	15-21	12-20	1410	55	40	45	10	24	38	21	
	23-28	16-24	1412	125	42	72	12	13	43	27	
	26-32	16-24	1416	175	60	74	16	49	58	30	
	29-35	20-30	1420	250	68	74	20	50	64	30	
	30-45	22-34	1420XL	275	76	89	20	43	72	29	
	30-41	20-28	JT-2000/ JT2300USS	250	74	80	20	48	72	32	
	36-45	17-29	TP-3000	300	75	47	20	33	63-70	33	
HAND*	up to 37	19-30	1020	250	67	74	20	41	69	30	
	up to 41	22-26	1024	250	72	85	24	45	75	32	

All trykes in the hand and foot section can be converted to hand trykes

HELMET SIZES			
Youth Sizes	Head Circumference Inches	Adult Sizes	Head Circumference Inches
XXS	18.5 to 19.5	S/M	22 to 23.6
XS	20.5 to 22	L/XL	23.6 to 25.75
S/M	22 to 23.6		
L/XL	23.6 to 25.75		

\*Please note: All trykes in the Hand & Foot section can be converted to Hand trykes. (See page 15.)



# HAND & FOOT TRYKES

## AM-10 & AM-12S HAND & FOOT AMTRYKE ADAPTIVE TRICYCLES



AM-10 & AM-12S shown as they come standard

### OVERVIEW:

AM-10 and AM-12S trykes are intended for early intervention. Their fixed drive helps children who might otherwise have problems making a full pedal rotation. Coasting is not possible with a fixed drive; when limb motion stops, the bike does as well. These hand & foot trykes are designed to stimulate reciprocal movement and increase range of motion. Since these are hand & foot trykes, make sure both the rider's arm and leg length fit within the range. Assembly required. Available in Amtryke red.

*"We use the hand/foot combination to improve coordination, strength and range of motion on a variety of subjects with unlimited diagnosis. The combination of using all four extremities helps with any weakness in any area. Children with generalized weakness can self-propel despite the fact they are so very weak."*

—Sue Haywood, PT

### STANDARD FEATURES:

- Rear Steering allows adult to push and steer from behind the tryke. **NEW:** Rear Steer can convert to a push bar by inserting a pin.
- Rolled steel frame features quick-turn knobs which allow seat bracket to move closer or further from the front to accommodate a variety of rider sizes
- Frame and seating dismantle for easy transport
- Low center of gravity provides added stability
- Fixed drive ensures hands and feet work together
- Features four-way adjustable seating: up/down and forward/back
- Safety steering limiter pin for three graduated steering options: straight, 20 degrees left/right, free steering
- Foot plates feature a heel trap, with toe and instep strap, to secure rider's feet to pedals
- A loading lock allows safe and easy rider transfer
- Safety helmet and safety flag



**New Rear Steering**  
The improved Rear Steering is standard and can be converted to a push bar by inserting a pin.

### POPULAR ACCESSORIES:



**AM-10 with Snappy**  
The Snappy Seat System provides more positioning options and trunk support. See page 19 for Snappy Seat accessories.



**AM-10 with Separator Cube**  
The Separator Cube can be added to the Blue Bucket Seat or the Snappy Seat System



### AM-12S #50-HFC-0110

Leg length: 19-24 in.  
Arm length: 15-20 in.  
Height: 26-40 in.  
Max weight: 150 lbs.

OPTIONAL ACCESSORIES: Blue Bucket Seat, Snappy Seat System (p.19), Snappy Seat System Accessories (p.19), H-Harness (p.20), Wrist Wraps (p.17), Wrist Brace Holding Mitt (p.17), Vertical Hand Grips (p.17), Variable Range of Motion Kit (p.17), Footcups (p.16), Pedal Blocks (p.16), 7/8 inch Exercise Pedals (p.16), Separator Cube (p.21), Knee Adductor Positioning Strap (p.21), AM Pedal Toe Pulley (p.21), License Plate (p.22), Water Bottle (p.21), Solid Tires (p.22)

### AM-12S SEATING OPTION:

The Snappy Seat System on the AM-12S provides additional trunk support. See page 19 for Snappy Seat System accessories.





# HAND & FOOT TRYKES

## AM-12 & AM-16 HAND & FOOT AMTRYKE ADAPTIVE TRICYCLES



AM-12 and AM-16 shown as they come standard

### OVERVIEW:

The AM-12 and AM-16 are designed to build strength and coordination for a wide range of children with disabilities. These hand & foot trykes are intended to stimulate reciprocal movement and increase range of motion. They feature a saddle seat with lap belt, 1600 Simple Seat Back with chest strap and rear steering. Choose from a variety of seating options and accessories that help riders feel safe and secure. Since this is a hand & foot tryke, make sure both the rider's arm and leg length fit within the range. Available in Amtryke red. Assembly required.

### STANDARD FEATURES:

- Rolled steel frame features quick-turn knobs which allow seat bracket to move closer or further from the front to accommodate a variety of rider sizes (see below)
- Frame and seating dismantle for easy transport
- Low center of gravity provides added stability
- Fixed drive ensures hands and feet work together
- Hinged front end with three positions for adjustable hand crank/foot crank to seat alignment (see below)
- Hand cranks can be set to rotate separately (shown) or together.
- Rear Steering allows adult to push and steer from behind the tryke. **NEW:** Rear Steer can convert to a push bar by inserting a pin.
- Loading brake for easy rider transfer
- Self-centering front wheel
- Self-righting pedals with footplate, heel trap and straps over instep and toe
- Safety chest and lap straps
- Four-way adjustable seating: up/down and forward/back (see below)
- Safety steering limiter pin for three graduated steering options: straight, 20 degrees left/right, free steering
- Safety helmet and safety flag



Seating can be positioned forward or back along the frame



Seating height can be positioned up or down



Hinged front end with three positions for adjustable hand crank/foot crank to seat alignment.



**AM-12**  
#50-HFC-0210

Leg length: 21-29 in.  
Arm length: 14-23 in.  
Height: 26-47 in.  
Max weight: 150 lbs.

OPTIONAL ACCESSORIES: Snappy Seat System (p.19), Snappy Seat System Accessories (p.19), Bench Seat (p.18), Gray Bucket Seat (p.18), Pommel Saddle Seats (p.18), 1400 Seat Back System (p.20), 1400 Lumbar Pad (p.20), 1400 Head Rest (p.20), 1400 Full Padded Back (p.20), H-Harness (p.20), Wrist Wraps (p.17), Wrist Brace Holding Mitt (p.17), Vertical Hand Grips (p.17), Variable Range of Motion Kit (p.17), Footcups (p.16), Pedal Blocks (p.16), 1/2 inch Exercise Pedals (p.16), AM Leg Rests (p.14), Knee Separator (p.21), Knee Adductor Positioning Strap (p.21), AM Pedal Toe Pulley (p.21), Pull Bar (p.22), License Plate (p.22), Water Bottle (p.21), Solid Tires (p.22)

12 inch front wheel with a flat-proof insert



5 1/2 inch hand crank arms

**AM-16**  
#50-HFC-0411

Leg length: 24-36 in.  
Arm length: 18-27 in.  
Height: Up to 66 in.  
Max weight: 175 lbs.

OPTIONAL ACCESSORIES: Bench Seat (p.18), Tractor Seat (p.18), Gray Bucket Seat (p.18), Pommel Saddle Seats (p.18), 1400 Seat Back System (p.20), 1400 Lumbar Pad (p.20), 1400 Head Rest (p.20), 1400 Full Padded Back (p.20), H-Harness (p.20), Wrist Wraps (p.17), Wrist Brace Holding Mitt (p.17), Vertical Hand Grips (p.17), Variable Range of Motion Kit (p.17), Footcups (p.16), Pedal Blocks (p.16), 1/2 inch Exercise Pedals (p.16), AM Leg Rests (p.14), Knee Separator (p.21), Knee Adductor Positioning Strap (p.21), AM Pedal Toe Pulley (p.21), Pull Bar (p.22), License Plate (p.22), Water Bottle (p.21), Solid Tires (p.22)

16 inch canted rear wheels with pneumatic tires

16 inch front wheel with a flat-proof insert

### AM-12 & AM-16 SEATING OPTIONS:



The Gray Bucket Seat offers a chest and lap strap and the option to add an H-Harness



The Pommel Saddle Seat offers a soft contoured seat and built-in pommel.



# FOOT TRYKES

Amtryke foot trykes were developed in response to requests from therapists for a traditional tricycle for riders with special needs. There are many foot tryke models to match a wide range of rider sizes and abilities. Choose from a variety of seating options and accessories that help riders feel safe and secure.

## 1410 EARLY INTERVENTION AMTRYKE ADAPTIVE TRICYCLE



10 inch front and rear wheels constructed of heavy plastic with long-lasting solid rubber tires

**1410**  
#50-FC-0100

Leg length: 15-21 in.  
Arm length: 12-20 in.  
Height: 26-40 in.  
Max weight: 55 lbs.

**REAR STEERING KIT NOW COMES STANDARD!**

### OVERVIEW:

The 1410 tryke is intended for early intervention. Its fixed drive helps children who might otherwise have problems making a full pedal rotation. The foot crank is constantly in motion for full therapeutic effect. Coasting is not possible with a fixed drive; when limb motion stops, the bike does as well. Available in Amtryke red. Assembly required.

OPTIONAL ACCESSORIES: *Snappy Seat System (p.19), Snappy Seat System Accessories (p.19), H-Harness (p.20), Wrist Wraps (p.17), Wrist Brace Holding Mitt (p.17), Footcups (p.16), Pedal Blocks (p.16), Knee Adductor Positioning Strap (p.21), License Plate (p.22), Water Bottle (p.21)*

### STANDARD FEATURES:

- **NEW:** Rear Steering comes standard. It can convert to a push bar by inserting a pin.
- Rolled steel frame features quick-turn knobs which allow seat bracket to move closer or further from the front to accommodate a variety of rider sizes
- Frame and seating dismantle for easy transport
- Low center of gravity provides added stability
- Fixed drive helps children make a full pedal rotation
- Safety steering limiter pin for three graduated steering options: straight, 20 degrees left/right, free steering
- Foot plates feature a heel trap, with toe and instep strap, to secure rider's feet to pedals
- Pedal leveler pulley helps keep feet in optimal riding position
- A loading lock allows safe and easy rider transfer
- Safety helmet and safety flag

### 1410 SEATING OPTION:



With optional Snappy Seat System

## PROSERIES 1412 FOOT AMTRYKE ADAPTIVE TRICYCLE



**PROSERIES 1412**  
#50-FC-1412

Leg length: 23-28 in.  
Arm length: 16-24 in.  
Height: 36-42 in.  
Max weight: 125 lbs.

### OVERVIEW:

The ProSeries 1412 has a fixed drive that helps children who might otherwise have problems making a full pedal rotation. The foot crank is constantly in motion for full therapeutic effect. Coasting is not possible with a fixed drive; when limb motion stops, the bike does as well. ProSeries 1412 can be adapted with a wide variety of seating options and accessories—helping riders feel safe and secure. Available in Amtryke red. Assembly required.

### STANDARD FEATURES:

- **NEW:** Rear Steering allows adult to push and steer from behind the tryke. Rear Steer can convert to a push bar by inserting a pin.
- 12 inch front and rear wheels with pneumatic tires
- Rolled steel frame features hand-ratcheting levers which allow the sliding seat post to move closer or further from the front to accommodate a variety of rider sizes
- Seating removes from frame for easy transport
- Low center of gravity provides added stability
- Fixed drive helps children make a full pedal rotation
- Quick-release cam levers for easy handlebar adjustment
- Safety steering limiter pin for three graduated steering options: straight, 20-degrees left/right, free steering
- Self-righting pedals with footplate, heel trap and straps over instep and toe
- Pedal leveler pulley helps keep feet in optimal riding position
- **NEW:** Medium Pommel Saddle seat with lap strap and 1600 simple seat back with chest strap
- Four-way adjustable seating: up/down and forward/back
- Loading lock for easy rider transfer
- Steel wire basket
- Safety helmet and safety flag

**REAR STEERING KIT NOW COMES STANDARD!**

### PROSERIES 1412 SEATING OPTIONS:



ProSeries 1412 with optional Gray Bucket Seat



ProSeries 1412 with optional 1400 Seat Back System

OPTIONAL ACCESSORIES: *Snappy Seat System (p.19), Snappy Seat System Accessories (p.19), Gray Bucket Seat (p.18), Saddle Seat (p.18), 10 degree Recumbent Seat Post - call for details, Large Pommel Saddle Seat (p.18), Skinny Saddle Seat (p.18), 1400 Seat Back System (p.20), 1400 Lumbar Pad (p.20), 1400 Head Rest (p.20), 1400 Full Padded Back (p.20), H-Harness (p.20), Wrist Wraps (p.17), Wrist Brace Holding Mitt (p.17), Footcups (p.16), Pedal Blocks (p.16), 1/2 inch Exercise Pedals (p.16), 1/2 inch Expanding Pedals (p.16), Pedal Toe Pulley (p.21), Knee Separator (p.21), Knee Adductor Positioning Strap (p.21), 8 inch Hi-Rise Handlebars (p.17), Pull Bar (p.22), License Plate (p.22), Water Bottle (p.21), Solid Tires (p.22)*



# FOOT TRYKES

"ProSeries foot propelled Amtrykes are very popular for children and their families looking for a way to be active and have fun alongside peers, siblings and other family and friends. The range of adaptive accessories available make it possible for some of the least mobile children to become riders. This is our ultimate goal as therapists for our clients - participation."  
 -Ashley Schilling, DPT

## 1416, 1420 & 1420XL FOOT AMTRYKE ADAPTIVE TRICYCLES

### PROSERIES 1416 #50-FC-1416

Leg length: 26-32 in.  
 Arm length: 16-24 in.  
 Height: 41-60 in.  
 Max weight: 175 lbs.

### PROSERIES 1420 #50-FC-1420

Leg length: 29-35 in.  
 Arm length: 20-30 in.  
 Height: 44-68 in.  
 Max weight: 250 lbs.

### PROSERIES 1420XL #50-FC-1420XL

Leg length: 30-45 in.  
 Arm length: 22-34 in.  
 Height: 44-76 in.  
 Max weight: 275 lbs.



Quick-release cam levers allow the telescoping handlebars to be positioned at any height or distance to the rider

Two hand-ratcheting levers allow the sliding seat post to move closer or further from the front

Expanding pedals can be customized to fit and secure most foot sizes

OPTIONAL ACCESSORIES: Gray Bucket Seat (p.18), Bench Seat (p.18), Tractor Seat (p.18), Pommel Saddle Seats (p.18), Saddle Seat (p.18), 10 degree Recumbent Seat Post - call for details, 1400 Lumbar Pad (p.20), 1400 Head Rest (p.20), 1400 Full Padded Back (p.20), 1600 Simple Seat Back (p.20), H-Harness (p.20), 8 inch Hi-Rise Handlebars (p.17), 12 inch Hi-Rise Handlebars (p.17), Wrist Wraps (p.17), Wrist Brace Holding Mitt (p.17), Footcups (p.16), Pedal Blocks (p.16), 1/2 inch Exercise Pedals (p.16), Pedal Toe Pulley (p.21), Knee Separator (p.21), Knee Adductor Positioning Strap (p.21), Calf & Leg Supports (p.16), Rear Steering Kit (p.21), 3-Speed Gear Kit, Heavy Duty Push Bar (p.22), Pull Bar (p.22), License Plate (p.22), Water Bottle (p.21), Solid Tires (p.??)

#### OVERVIEW:

The ProSeries 1416, 1420 and 1420XL fixed drive trykes provide full support for riders. Particularly helpful for those with low tone and/or trunk control. They can be adapted to meet a wide range of needs. Available in Amtryke red. Assembly required.

#### STANDARD FEATURES:

- Rolled steel frame features two hand-ratcheting levers which allow the sliding seat post to move closer or further from the front and the frame to dismantle for easy transport (see opposite page)
- Low center of gravity provides added stability
- Dual hub can be switched from fixed drive (ships this way) to freewheel - if rider gains ability or to suit the tryke for a higher functioning rider. If switched to freewheel, must add Disk Brake Kit for safety.

- Quick-release cam levers allow the telescoping handlebars to be positioned at any height or distance to the rider (see opposite page)
- Safety steering limiter pin for three graduated steering options: straight, 20 degrees left/right, free steering
- Linear caliper hand brake
- Four seat post positions and a sliding seat post accommodate many leg lengths
- 1400 Seat Back can be positioned up/down (p.20), it comes with highly adjustable laterals and chest strap
- Expanding pedals with two straps can adjust from 7 to 10 inches and foot pronation/supination is also adjustable (see opposite page)
- **NEW:** Pommel Saddle Seat comes standard
- Pedal leveler pulley keeps feet in optimal riding position
- Loading brake for easy rider transfer
- Steel wire basket
- Safety helmet and safety flag

#### ADDITIONAL OPTIONS:

ProSeries 1416, 1420, 1420XL trykes can be adapted for high functioning riders who have the cognitive ability to steer, apply the brake and complete a pedal rotation on their own. For those who want the ability to coast and trail ride, simply switch to the existing freewheel hub and add a Disk Brake Kit (required for safety). Or, for riders with the ability to switch gears for hilly terrain, add the 3-Speed Gear Kit and Coaster Brake. Comes standard with: Exercise Pedals, Hi-Rise Handlebars, 1600 Simple Seat Back and Pommel Saddle seat. **Shown with optional tractor seat.**



#### 1420XL SEATING OPTION:

The wheelchair seat is a good choice for heavier riders with good trunk support. Seat is 17.5 inches wide by 16 deep.





# FOOT TRYKES

ADAPTIVE TRYKES FOR AMAZING PEOPLE!

## JT SERIES FOOT AMTRYKE ADAPTIVE TRICYCLES

**JT-2000**  
#50-FC-2000

Leg length: 30-41 in.  
Arm length: 20-28 in.  
Height: up to 74 in.  
Max weight: 250 lbs.



### OVERVIEW:

The JT-2000 and JT-2300 USS are full-featured recumbent recreation trykes designed for riding on paved trails and roads. The JT-2000 boasts a fully adjustable recumbent seat that will comfortably accommodate most adult riders. 14-speeds allow riders flexible gearing to navigate variable terrain with family and friends. Freewheel hub allows coasting. Because of this, riders must be advanced or closely supervised. The tryke's turning radius is 10 feet. Available in Amtryke red. Expert assembly required.

### STANDARD FEATURES:

- 20 inch front and rear wheels with smooth tread pneumatic tires
- Rolled steel frame with low seating for easy rider transfer
- Low center of gravity provides added stability
- Compact chain ring (32/48T)
- 14-speeds
- 165mm foot crank length
- Front hand brake and rear disk brake
- Cool mesh seat with removable foam seat and back cushions and built-in lap and chest straps
- Front and rear safety reflectors
- Safety helmet and safety flag

**JT-2300-USS**  
#50-FC-2300-USS

Leg length: 30-41 in.  
Arm length: 20-28 in.  
Height: up to 74 in.  
Max weight: 250 lbs.



Fully adjustable seat

OPTIONAL ACCESSORIES: 1/2 Exercise Pedals (p.16), 1/2 Expanding Pedals (p.16), 1/2 XL Exercise Pedals (p.16), Toe Clips, Dual Hand Brake (p.17), Rearview Mirror, License Plate (p.22), Water Bottle (p.21), Speedometer (p.22), Solid Tires (p.22)

## TP-3000 TADPOLE FOOT AMTRYKE ADAPTIVE TRICYCLE

**TP-3000**  
#50-FC-3000

Leg length: 36-45 in.  
Arm length: 17-29 in.  
Height: up to 75 in.  
Max weight: 300 lbs.



### OVERVIEW:

The Amtryke Tadpole, the TP-3000, is a full featured recumbent tricycle based on two forward wheels and a single drive wheel to the rear. This design results in a very stable and responsive tryke. Two front wheels steer the bike and provide braking with a pair of hand operated disk brakes. The rider rests comfortably in the fully adjustable sling-style seat. Pedal boom can be shortened or lengthened to accommodate riders of different heights. Comes in Amtryke red. Expert assembly required.

The single rear drive wheel gives good traction, and features dual derailleurs for 21 speeds – with three chain rings in the front and a rear derailer. The gears are selected with a simple twist grip shifters. The handles are oriented horizontally – parallel to the ground. This provides a relaxing hand position, it also makes entry and exit off the tryke easier. Just set the parking brakes and use the handles for leverage.

This superior road tryke for higher functioning riders is a true delight to ride. It is a great addition to our adult/teen line up, especially our Veterans Initiative Program.

OPTIONAL ACCESSORIES: 1/2 Exercise Pedals (p.16), 1/2 Expanding Pedals (p.16), 1/2 XL Exercise Pedals (p.16), Toe Clips, Dual Hand Brake (p.17), Rearview Mirror, License Plate (p.22), Water Bottle (p.21)

### STANDARD FEATURES:

- 20 inch front and rear wheels with 1.75" wide road tread pneumatic tires
- Chromoly frame with medium height seating for easy rider transfer
- Low center of gravity provides added stability
- Triple crank provides 21 speeds.
- Dual front disk brakes
- Cool mesh sling seat with removable foam seat and back cushions and built-in lap and chest straps
- Safety helmet and safety flag



The tadpole features simple twist grip shifters.



The seat is fully adjustable.

# HAND TRYKES

Amtryke hand trykes are designed for persons whose lower limbs lack function or those who need special therapy for the upper extremity. Alternately, optional AM Leg Rests can be added to an AM-12 or AM-16 Hand & Foot tryke (pages 6-7). Amtryke also offers several adult/teen recreation hand tryke models. Choose from a variety of seating options and accessories that help riders feel safe and secure.

## RECREATION HAND AMTRYKE ADAPTIVE TRICYCLES



The Small Wheelchair Seat is 3.5" narrower in width and depth.

The Large Wheelchair Seat is 3.5" broader in width and depth.

**NOW AVAILABLE**  
TWO SIZES OF TEEN & ADULT  
HAND-POWERED  
TRYKES!

20 inch wheels

24 inch wheels

**1020 "JUNIOR" HAND TRYKE**  
#50-HC-1020

Leg length: up to 37 in.  
Arm length: 19-30 in.  
Height: up to 67 in.  
Max weight: 250 lbs.

**1024 HAND TRYKE**  
#50-HC-1024

Leg length: up to 41 in.  
Arm length: 22-26 in.  
Height: up to 72 in.  
Max weight: 250 lbs.

### OVERVIEW:

The 1020 and 1024 hand trykes provide good mobility options for adult, teen or tween riders. They offer an adjustable easy-slide wheelchair seat for easy rider transfer. The hand cranks operate with a feather light touch and feature a 3-speed Sturmey Archer hub for varied terrain. A tight turning radius offers high maneuverability. Both trykes feature a large basket for shopping or just plain fun, as well as a coaster brake and a front hand brake. **NEW:** Upgraded foot platforms adjust independently up/down, right/left, tip heel or toe up/down. Custom seat-mounted brake and shifting kit available. Since this is a hand tryke, make sure the rider's arm length fits within the range. Available in Amtryke red. Expert assembly required.

### STANDARD FEATURES:

- Rolled steel frame with low seating for easy rider transfer
- Smooth tread pneumatic tires with rear canted wheels
- Front hand brake and hand-powered coaster brake
- Low center of gravity provides added stability
- Easy-slide wheelchair seat with quilted back and foam pad
- Self-centering front wheel
- Adjustable foot platforms each adjust independently up/down, right/left, tip heel or toe up/down
- Seat-mounted brake and shifting set
- Front and rear safety reflectors
- Large steel wire basket
- Safety helmet and safety flag

OPTIONAL ACCESSORIES: Small or Large Wheelchair Seat (p.18), Wheelchair Seat Bar Ends (p.20), Wheelchair Seat Swing-Away Arms (p.20), Seat-Mounted Brake and Shifting Kit, License Plate (p.22), Water Bottle (p.21)



Upgraded foot platforms adjust independently up/down, right/left, tip heel or toe up/down.

## AM SERIES AMTRYKE ADAPTIVE TRICYCLES WITH FOOT PLATFORM

**AM-10**  
#50-HFC-0105 +  
#30-32-0350

**AM-12S**  
#50-HFC-0110 +  
#30-32-0350



### OVERVIEW:

Amtryke can permanently alter the AM-10, AM-12S, AM-12 and AM-16 Hand & Foot Amtryke models (pictured left to right) by installing a foot platform. Please see full tryke descriptions on pages 4-7. See page 23 for a different hand conversion option.

**AM-12**  
#50-HFC-0210 +  
#30-32-0355

**AM-16**  
#50-HFC-0411 +  
#30-32-0365



# ACCESSORIES

## FOOT



### EXERCISE PEDALS

#30-30-0121 ½ inch axle. Optional on 1400 ProSeries trykes  
#30-30-0122 ¾ inch axle. Optional on AM-12S, AM-12, AM-16, and JT Series trykes

Exercise pedals provide riders with just a bit of assistance keeping feet on pedals. Made from durable plastic with a textured grip and wide adjustable strap to secure rider's foot in place. Two axle shaft sizes available: ½ inch or ¾ inch.



### XL EXERCISE PEDALS

#30-30-0510 ¾ inch axle. Optional on AM-12, AM-16, JT Series and TP-3000 trykes

Featuring a 4½ wide by 8½ long foot bed, a slightly flexible heel trap and highly adjustable instep strap.



### EXPANDING PEDALS

#30-30-0322 ½ inch axle. Standard on 1400 ProSeries trykes  
#30-30-0323 ¾ inch axle. Optional on AM-12, AM-16 and JT Series trykes


Lightweight durable plate with a 1½ inch heel trap and straps over instep and toe. Plate adjusts from 7 inches to 10 inches to accommodate a wide variety of shoe lengths. Predrilled holes for quick and easy mounting on existing pedals. Foot position for pronation/supination is also adjustable.



### AM-10 PEDAL PLATES

#30-30-0147

Lightweight durable plate with a 1½ inch heel trap and straps over instep and toe. Plate bed is 4 inches wide by 6 inches deep. Predrilled holes for quick and easy mounting on existing pedals. Can be used as an adaptation on other bike or tryke brands.



### PEDAL EXTENDER/ADAPTER

#30-30-0010 ½ to ½ (each extender adds 21mm)  
#30-30-0015 ¾ to ¾ (each extender adds 21mm)  
#30-30-0025 ¾ to ¾ (each extender adds 27.5mm)

For widening the distance between rider's foot and the foot crank – great for bulky feet and use with AFOs.

#30-30-0020 ¾ to ½ or ½ to ¾ (each adapter adds 21mm)

For fitting any pedal to any tryke. While all pedals can go on all trykes on a mechanical level, not all match-ups would be of use to a rider.



### PEDAL BLOCK

#30-31-0154

Lightweight ¾ inch wooden blocks are used to adjust leg length differences or as an aid to help rider reach the pedal(s). Block measures 3 ¼ by 5 ½. Hook and loop securely hold blocks on foot plate. Can be used on any of our pedals (except Exercise Pedals). Using more than one block per pedal will require the use of a footcup. Maximum 3 blocks per pedal.



### FOOTCUPS

#30-31-0149M 3½ in. wide by 6 in. long  
#30-31-0149S 3 in. wide by 5 in. long  
Optional on AM-10 Pedal Plate, Expanding Pedals

These molded plastic footcups provide additional foot support when the standard heel trap is not enough. Thread the pedal's toe and instep straps through slots in the footcups to secure feet. May be needed when using Pedal Block(s), permanent foot platform (p. 14) or to cradle very small feet.



Adjusted to pad the calf.

Adjusted to pad the shin.

### CALF & LEG SUPPORTS

#30-30-0324


Optional with expanding pedals

Calf and leg supports help with leg positioning. They keep knees over ankles and help prevent excessive adduction or abduction as the rider pedals. They can be adjusted to pad the shin or the calf and can also be adjusted up/down to accommodate different leg lengths. Must be used with Expanding Pedals.

## HAND

### WRIST WRAPS

#30-21-0160XS XSmall (7½ inches) #30-21-0160M Medium (10½ inches)  
#30-21-0160S Small (8½ inches) #30-21-0160L Large (11½ inches)



Wrist wraps help maintain riders' hold on hand grips or handlebars. Pair of soft washable cloth wraps secure around wrist with hook and loop closure. Size is determined by measuring from A (top side of wrist bone) around the hand to B (bottom side of wrist bone). Ask rider to hold a broom handle or a few adult fingers while measuring. Round up when measurement falls between sizes.



### VERTICAL HAND GRIPS

#30-23-0343 Optional on AM-10, AM-12S, AM-12 and AM-16

For children who are more comfortable with a vertical rather than horizontal grip.

### WRIST BRACE HOLDING MITT

Left	Right	Wrist
#30-22-0168LXXS	#30-22-0168RXXS	4" to 4½"
#30-22-0168LXS	#30-22-0168RXS	4½" to 5"
#30-22-016a8LS	#30-22-0168RS	5" to 6"
#30-22-0168LM	#30-22-0168RM	6" to 7"



This accessory combines the qualities of a wrist brace and a wrist wrap. It provides wrist stability while also helping riders maintain hold on the hand grip. Sold separately in 4 sizes for either the left or right wrist. Made from a durable padded material for maximum wear and comfort. Measurement is wrist circumference.



### 1400 HANDLEBARS

#30-24-0010-40 Standard on ProSeries 1412 (does not telescope)  
#30-24-0010-10 Standard on ProSeries 1416 and 1420; Optional on ProSeries 1412  
#30-24-0010-30 Standard on ProSeries 1420XL; Optional on ProSeries 1416 and 1420

Riders often find these loop handlebars easier to use since they can place hands anywhere on the loop. They feature four quick-release cam levers that adjust the handlebars up/down and forward/back. (1412 has two cam levers that adjust up/down.)



### HI-RISE HANDLEBARS

#30-24-0002 5 inch  
Optional on ProSeries 1412  
#30-24-0019 8 inch  
Optional on 1400 ProSeries trykes  
#30-24-0011 12 inch  
Optional on 1400 ProSeries trykes

Some riders prefer these regular handlebars, especially those who do not need help with hand positioning.



### DUAL HAND BRAKE

#30-24-0100 Optional on ProSeries 1416, ProSeries 1420, ProSeries 1420XL, JT Series, TP-3000 and HP-1000 trykes

This is a safety option for riders who are not able to fully apply the hand brake with both hands due to substantial weakness in one. The Dual Hand Brake routes both the front and rear brakes to a single brake lever applied by the dominant hand.

# ACCESSORIES


## SEATING



**GRAY BUCKET SEAT**

#30-02-0325 for AM-12 and AM-16  
#30-02-0328 for 1400 ProSeries trykes

The comfort contoured gray molded plastic bucket seat features hook and loop chest and lap straps. The bucket seat is a popular choice for riders who need more support, but not the full support of laterals. The sitting area measures 12 inches wide, 10 inches deep and 17 inches tall. An optional H-Harness (p. 20) can be added to the bucket seat.



**TRACTOR SEAT**

#30-01-0210 Optional on AM-16, ProSeries 1416, ProSeries 1420 and ProSeries 1420XL

The tractor seat provides a large contoured area for stable seating in easy-clean polypropylene. It measures 14 inches wide by 9 inches deep. Seat now comes standard with bracket attached.



**BENCH SEAT**

#30-05-0627 Optional on AM-12S, AM-12, AM-16, ProSeries 1416, ProSeries 1420 and ProSeries 1420XL

The bench seat provides more hip support than the standard saddle seat. It can be tilted upwards for better hip stability. The bench seat measures 13½ inches wide by 9½ inches deep and is made of easy-clean polypropylene. Weight limit 250 lbs.



## SNAPPY SEAT SYSTEM

#30-04-1500 Optional on AM-10, AM-12S, AM-12, 1410, and ProSeries 1412

The Snappy Seat System provides added support for the smallest riders. The system consists of a 10 inches wide by 8 inches deep bench seat, a contoured padded back and a safety lap t-strap. The back can be positioned forward/back along the seat and can be angled in several recumbent positions. An H-Harness (p. 20) can be added to provide more stability.



### SNAPPY SEAT OPTIONAL ACCESSORIES:

#### SNAPPY SEAT SYSTEM HEADREST

#30-14-0350

This optional highly adjustable headrest can be raised or lowered along a 7½ inch slide and moved forward or back along a 6½ inch slide. The deeply contoured headrest sits in a ball and socket allowing it to be angled slightly in all four directions. 8½ wide by 5 inches deep.

#### SNAPPY SEAT LATERALS


#30-10-1501S

Optional laterals for the Snappy Seat are sold in pairs and measure 5 inches.

#### SEPARATOR CUBE

#30-41-0315

This optional 2x2x2" cube can act as a pommel to prevent slouching or as a knee separator. It can be used on the Snappy Seat System or the Blue Bucket Seat.



**POMMEL SADDLE SEATS**

#30-01-0114 Medium (11½ wide by 10½ deep). Standard on ProSeries 1412 and 1416. Optional on all trykes.  
#30-01-0115 Large (14 wide by 13 deep). Standard on ProSeries 1420 and 1420XL. Optional on all trykes.

These highly contoured seats feature high sides and a built-in pommel. Helps prevent hip sublimation; promotes knee separation and a feeling of security. Much softer than a standard saddle seat.



**LARGE WHEELCHAIR SEAT**

#30-03-0001 Standard on 1024 and HP-1000. Optional on the 1020.

#30-03-0001 + #80-60-0300 Optional on ProSeries 1420XL

The Wheelchair Seat is a good option for heavier riders with good trunk support. Seat measures 17.5 inches wide by 16 deep. Comes standard with a lap belt. When used on a 1420XL must be purchased with a special bracket.



**SADDLE SEATS**

#30-01-0109 11 inches wide by 9 inches deep Standard on AM-12S, AM-12, AM-16. Optional on all trykes.

#### SMALL WHEELCHAIR SEAT

#30-03-0002 Standard on 1020. Optional on 1024, HP-1000 and 1420XL.

The Small Wheelchair Seat is 3.5" narrower, in width and depth, than the Large.



# ACCESSORIES

## 1400 SEAT BACK SYSTEM

#30-13-1400 Standard on ProSeries 1416, ProSeries 1420, ProSeries 1420XL;  
Optional on AM-12, AM-16, ProSeries 1412

This versatile seat back system provides additional trunk support for riders with low muscle tone or balance issues. The removable 9 inches wide by 10 inches high padded back can be adjusted by large knobs up/down. Quick-release cam lock levers allow the two removable padded lateral supports to adjust up/down, forward/back and swing in/out. A strap secures lateral supports in front of the rider. Features a build-in push grip for parent/guardian. The 1400 Seat Back System can be used with a saddle seat, pommel saddle, bench seat, or tractor seat.

### OPTIONAL ACCESSORIES:

#### 1400 FULL PADDED BACK

#30-12-0335 Optional on 1400 Seat Back System

The 1400 full padded back provides additional trunk support for riders with low muscle tone or balance issues. Replaces the padded back that is standard on the 1400 Seat Back System. Comes with brackets for mounting the lateral supports and/or optional H-Harness. Measures 10 inches wide by 15 inches tall.

#### 1400 HEAD REST

#30-14-0330 Optional on the 1400 Seat Back System

This contoured head rest can be adjusted up/down and forward/back for optimal positioning. It is easy to mount and adjust. Measures 8 inches wide by 5 inches high.

#### 1400 LUMBAR PAD

#30-12-0334 Optional on the 1400 Seat Back System

This pad can be mounted on the 1400 seat back either below (lumbar support) or above (head pad) the standard seat back. The pad can also easily be adjusted forward/back. Measures 9 inches wide by 4 inches tall.

## TRUNK SUPPORT



#### 1600 SIMPLE SEAT BACK

#30-13-1599 Standard on AM-12S  
#30-13-1600 Standard on AM-12, AM-16; optional on 1400 ProSeries trykes

This 9 inches by 10 inches seat back is a good option for those who have good trunk control.



#### WHEELCHAIR SEAT BAR ENDS

#30-24-1424-1 Optional on 1020, 1024 and HP-1000

Provides a handgrip for easy rider transfer.



#### WHEELCHAIR SEAT SWING-AWAY ARMS

#30-24-1424-2 Optional on 1020, 1024 and HP-1000

Swing-Away arms provide arm rests that can be tucked away during rider transfer. Also provides added security.



#### H-HARNESS

#30-11-0336 11½ inches  
Optional on the Snappy Seat System, Blue Bucket Seat, Gray Bucket Seat, 1400 Seat Back, 1400 Full Padded Seat Back or 1600 Simple Seat Back

Measurements taken from the top to the bottom of the "H" part of the harness. Comes with a carabiner that fastens the two shoulder straps behind the neck so they don't slip down.

## MISCELLANEOUS



Optional 9 in. extender tube



Optional 9 in. extender tube

#### KNEE SEPARATOR

#30-41-0310 5 in. wide with 6 in. tube #30-41-0309 2 in. wide with 6 in. tube  
#30-41-0311 9 in. extender tube (replaces standard 6 in. tube).  
Optional on AM-12, AM-16, 1400 ProSeries trykes

Knee separator functions as a pommel or for abduction. Prevents knee scissoring and keeps legs in proper alignment. Quick release cam lever allows easy installation after rider mounts. Choose from a 2 inch wide (left image) or 5 inch wide (right image) pad. The optional 9 inch extender tube helps riders that need the separator positioned further from the seat.



#### WATER BOTTLE

#30-90-2239 10 oz. Blue  
Optional on AM Series, 1410  
#30-90-2241 25 oz. Blue  
Optional on ProSeries, 1020, 1024, HP-1000, JT Series, TP-3000

The 10 oz. bottle mounts to tubing 3 inches in circumference or smaller. The 25 oz. bottle mounts with braze-ons or zip ties.



#### KNEE ADDUCTOR POSITIONING STRAP

One Size Fits All

Hook and loop secures this strap designed for riders who need help keeping their legs in proper alignment. Sizing is the circumference of the thigh just above the knee.



#### SEPARATOR CUBE

#30-41-0315 Optional on the Snappy Seat System, Blue Bucket Seat

Helps keep the knees from scissoring and to keep the child sitting upright. Measures 2x2x2 inches.



#### 1400 REAR STEERING KIT

(comes standard on AM series, 1410, and 1412)

#30-50-1516 ProSeries 1416  
#30-50-1512 ProSeries 1420  
#30-50-1420-XL ProSeries 1420XL  
Optional on 1400 ProSeries Trykes

Provides caregivers with full control over braking and steering from the rear of the tryke.

# ACCESSORIES

## MISCELLANEOUS



**TRAINER ROLLER SYSTEM**  
#30-91-0338

Perfect for clinics, schools, or at home where space is limited or riding outside is impossible. The rollers are adjustable to accommodate all Amtrykes. Two climbing blocks keep the tryke stationary. Some riders with limited strength may not be able to overcome resistance of rollers; please call for advice.



**LICENSE PLATE**

#30-90-2229 Optional on all trykes

These sturdy 4 by 2.34 inch plastic plates come with a set of peel and stick letters and can be attached to the tryke with a pair of zip ties.



**SAFETY FLAG**

**NEW:** Standard on all trykes

Flexible and strong ¼ inch by 6 foot orange fiberglass whip rod with heavy duty 12 inches wide by 18 inches high visibility vinyl flag with the Amtryke logo. Plated steel bracket with reinforced ridges mounts to the rear axle.

- #80-15-0131 – Rear tire/wheel for ProSeries 1420, 1420XL
- #80-15-0110 – Front tire/wheel for AM-16
- #80-15-0111 – Rear tire/wheel for AM-16
- #80-15-0140 – Front tire/wheel for JT Series
- #80-15-0141 – Rear tire/wheel for JT Series

## 1020 “JUNIOR” HAND TRYKE



## POMMEL SADDLE SEAT STANDARD ON 1412, 1416, 1420, 1420XL



**SAFETY FLAG STANDARD ON ALL TRYKES**



**REAR STEERING KIT STANDARD ON AM-10, 1410, 1412**  
STILL STANDARD ON AM-12S, AM-12, AM-16



**PLUS** Rear Steering Kits on all trykes can be converted to a push bar by inserting a pin.



**SPEEDOMETER**

#30-90-2244 All trykes except TP-3000

This wireless and waterproof gadget has eight functions: speedometer, trip distance, max speed, real time clock, time, odometer, average speed and scan. Miles or Kilometers. Battery included.

## SOLID TIRES & WHEELS - SOLD SEPARATELY

Optional on AM-12S, AM-12, AM-16, ProSeries 1412, ProSeries 1416, ProSeries 1420, ProSeries 1420XL, JT Series

- #80-15-0100 – Front tire/wheel for AM-12S, AM-12
- #80-15-0101 – Rear tire/wheel for AM-12S, AM-12, ProSeries 1412
- #80-15-0120 – Front tire/wheel for ProSeries 1416
- #80-15-0121 – Rear tire/wheel for ProSeries 1416
- #80-15-0130 – Front tire/wheel for ProSeries 1420, 1420XL

Great for schools, clinics and rough home use (gravel roads) where having maintenance-free tires are more important than the comfort of the ride. Note: AM-12S, AM-12 and AM-16 now come standard with flat-proof front tires so, for newer trykes, only the two rear solid tires would be needed.



# ORDERING INFORMATION



**Amtryke, LLC**  
PO Box 5127, High Point NC 27262  
1-800-838-1845 x116  
amtryke@ambucs.org  
www.ambucs.org or www.amtrykestore.org

## ORDER INFORMATION

When ordering, please provide Amtryke with your name, address, phone, and email address as well as the recipient's name and the address the tryke should be shipped to. Existing customers will be asked to verify shipping and billing information to insure proper delivery.

## ERRORS OR INACCURACIES

Please call us or visit [www.amtrykestore.org](http://www.amtrykestore.org) for the most up-to-date information, this publication is for general guidance only since, by nature, printed material is immediately out of date. This catalogue may contain errors or inaccuracies and may not be complete or current. We therefore reserve the right to, in good faith, correct any errors, inaccuracies or omissions and to change or update any item without prior notice (including after you have submitted your order). Tryke component brands can also be changed without notice—but performance and value will not be compromised

## TERMS

Terms are C.O.D., cashier's check, Visa, MasterCard, Discover or American Express credit cards. An account can be established upon approval of your credit application by our finance department. Returned check fee is \$35.00.

## FREIGHT TERMS

Shipping and handling will be billed on your invoice. Please contact us for shipping and handling fees for each tryke model and accessory. Customers using their own shipping account numbers will be accessed a handling fee.

## PACKAGE SHORTAGES

Claims for shortages must be made within five (5) days of receiving the merchandise. Before calling to report a shortage please make sure you have opened and thoroughly inspected ALL cartons and packing material against the packing slip that is on the outside of the box. All orders are inspected by two staff people before being shipped but mistakes are occasionally made.

## BACKORDERS

We do not hold orders unless specifically requested. Backordered items are shipped as soon as they are received. Your order may be split into multiple invoices to allow us to fill your order in the timeliest fashion possible. We do our very best to prevent items from being oversold. However, we have to gauge demand six months or more in advance and sometimes the crystal ball fails.

## SHIPPING METHODS

As a default, all orders will be shipped "best way" as determined by our shipping department to ensure prompt service and a fair price. We can expedite your order by shipping next day, second day, Saturday delivery, etc. according to your specific instructions. However, these special methods DO NOT qualify for any freight allowance.

## RETURNS

No returns will be accepted without prior approval from Amtryke, LLC. Please contact 1-800-838-1845 x116 for return merchandise authorization number (RMA) and shipping instructions. Merchandise must be sent back within 30 days, in pristine condition. Amtryke will not be responsible for fitting/evaluation errors. If you wish to return merchandise for exchange or credit, disassemble the item and pack it carefully in the original container (when possible) to protect it from damage. If the tryke is damaged due to poor packing, we will not be held responsible. Insure the shipment. Claims for damages must be made within five (5) days of receiving the merchandise. If you decide to cancel an order or return an item that has already shipped, or refuse an item once it arrives to you, you will be charged the freight and handling fee. A restocking fee of \$50 is charged for returned goods.

## THE AMTRYKE ADAPTIVE TRICYCLE PROGRAM

The Amtryke Adaptive Tricycle Program is about abilities, not disabilities. Our goal is to provide people who would benefit from our trykes with all the classic benefits of riding a bike: mobility, strength, exercise, coordination, interaction with family and friends, and just pure fun!

Amtryke makes foot trykes, hand trykes, and hand & foot trykes in a wide range of sizes—all at a low cost. Nearly every rider can be successful, no matter their diagnosis, through our full line of highly adjustable trykes and myriad of adaptive accessories.

For **physical therapist or occupational therapist clinicians** the Amtryke will provide an age appropriate, safe, dynamic modality for improving balance, coordination, and strength. It's so fun, your clients won't even know they're receiving therapy! Using the tryke at home or during therapy often builds endurance and self-confidence. It also provides another form of self-mobility for those who use assistive devices such as a wheelchair, crutches or walker. Our highly adjustable trykes and wide range of accessories makes this unique tricycle a valuable addition to the repertoire of any clinic, medical therapy unit, or adaptive physical education program. Each tryke can be quickly and easily adjusted without tools to fit many riders.

For **parents**, the Amtryke fills the need of every child to have a bike—just like their siblings and friends. Many riders not previously considered capable of riding a bike will be successful riding an Amtryke. Our trykes are designed to look like bikes, not medical equipment, and to be age appropriate.

**National AMBUCS**, a 501c3 charitable organization and owner of Amtryke, has provided over 30,000 Amtrykes to riders across America. Local AMBUCS chapters work on the grassroots level to fundraise for those with financial need. Riders must be evaluated by a physical or occupational therapist to be eligible.

The **Amtryke Road Show** brings a trailer full of trykes and adaptive accessories to clinics and other groups interested in learning more. We generally do an in-service training for therapists, often followed by a Bike Day where we help therapists fit their clients to riding solutions. We don't charge for a Road Show visit, but be sure to get on our calendar early as dates fill up quickly!

**NEW:** Visit our website to learn about our Amtryke Evaluation & Fitting Training for Therapists!

Please contact us for more details at 1-800-838-1845.